

Email: ukneqas@immqas.org.uk

Web Address: <http://www.immqas.org.uk>

UK NEQAS for Paraneoplastic Antibodies

Distribution : 176	November 2017	Participant : 94317
---------------------------	----------------------	----------------------------

129 out of 148 participants returned data for this distribution. 87% response rate.




Nil Responses

12187, 12262, 14513, 14513A, 14545, 90559, 90740, 90856, 93149, 94475, ORG_G, ORG_A, ORG, BIOG, INFO, CODEX, TVN, SEQC, VAR

Sample 176-1 was a serum from a patient with negative paraneoplastic antibodies, but positive anti - smooth muscle antibodies by indirect immunofluorescence.

Sample 176-2 was a sample from a patient with positive PCA-1 (Yo) paraneoplastic antibodies.

Sample	Analyte	Designated Response	Your Response	Score
176-1	Paraneoplastic Antibody	Negative	Negative	0
	Antibody Identification	NEG	NEG	0

Sample	Analyte	Designated Response	Your Response	Score	OMIS
176-2	Paraneoplastic Antibody	Positive	Positive	0	0 
	Antibody Identification	PCA-1 (Yo)	PCA-1 (Yo)	0	0 
Total MIS					0 

The current window of analysis comprises the previous six distributions

Director Dr W Egner, Deputy Director Mrs D Patel, Operations Manager Mr D Gill / Dr H Wilkinson

Telephone 0114 271 5715, Fax 0114 226 6754

Sheffield Teaching Hospitals 

NHS Foundation Trust

Comments

Sample 176-1:

117/129 laboratories reported sample 176-1 as negative for paraneoplastic antibodies. Sample 176-1 was from a patient with positive smooth muscle antibodies on indirect immunofluorescence. Some laboratories commented about the presence of anti-nuclear staining, and a few participants noted the presence of anti-recoverin in this sample. 103/ 110 laboratories reported sample 176-1 as negative for paraneoplastic neurological antibodies by secondary testing methods.

Sample 176-2:

124/129 laboratories reported sample 176-2 as positive for paraneoplastic antibodies. Sample 176-2 should have produced a typical pattern comprising coarse speckled staining of the purkinje cells cytoplasm (associated with PCA-1 (Yo) antibody) and should have led to confirmation by a secondary testing method.

90 laboratories reported PCA-1 (Yo) antibody positive for sample 176-2 by primary screening testing. 113 participants correctly identified the PCA-1 (Yo) antibody by secondary testing methods.

The Total Misclassification scoring (**MIS**) system for the **qualitative** element of the scheme gives an indication of the number of instances where a laboratory's response is at variance with that defined for each specimen in a window of **six** distributions.

A panel of reference laboratories (10656, 10702, 11185, 14477, 14480) were in agreement in providing the target responses.

Laboratories have been given misclassification score (MIS) for each sample where they are at variance with the target response. The overall misclassification score (OMIS) now includes a running window of 12 samples over 12 months.

The categories of performance are:

	Total MIS
 Good	Zero
 Adequate	1-3
 Poor	> 3

For further performance criteria information please see our website at <http://www.immqas.org.uk>.

If laboratories require further assistance please contact the centre.

Summary Page for Sample 176-1

Analyte	Positive	Negative	Referred
PARANEOPLASTIC ANTIBODIES	5	117	7
Total Responses			129
Correct Response			91 %

Antibody Identification	Returns	
NEG	119	
ANNA-1 (HU)	2	
PCA-1 (Yo)	1	
Total Responses		122
Correct Response		98 %

Primary Testing	Returns	
Analyte	Returns	
Anna-1 (Hu)	6	
Other	4	
Screen Only	2	
NEGATIVE	78	
Total Responses		90

Secondary Testing	Returns	
Analyte	Returns	
Anna-1 (Hu)	1	
Other	6	
NEGATIVE	103	
Total Responses		110

Your Results for Sample 176-1

Analyte	Positive	Negative	Referred
PARANEOPLASTIC ANTIBODIES	False	True	False
ANTIBODY IDENTIFICATION	NEG		

Your Primary Results for Sample 176-1

Analyte	Positive	Negative	Method	Substrate	Manufacturer	Dilution
Anna-1 (Hu)	False	False	Indirect Immunofluorescence	Monkey Cerebellum	A. Menarini - Zenit EIA	
Anna-2 (Ri)	False	False	Indirect Immunofluorescence	Monkey Cerebellum	A. Menarini - Zenit EIA	
PCA-1 (Yo)	False	False	Indirect Immunofluorescence	Monkey Cerebellum	A. Menarini - Zenit EIA	
CRMP5 (CV2)	False	False	Indirect Immunofluorescence	Monkey Cerebellum	A. Menarini - Zenit EIA	
AMPHIPHYSIN	False	False	Indirect Immunofluorescence	Monkey Cerebellum	A. Menarini - Zenit EIA	
Ma-2 (Ta)	False	False	Indirect Immunofluorescence	Monkey Cerebellum	A. Menarini - Zenit EIA	
GAD - Neurological	False	False	Indirect Immunofluorescence	Monkey Cerebellum	A. Menarini - Zenit EIA	
Other	False	False				
Screen Only	False	False				

Summary of Results for Sample 176-1 - PRIMARY TESTING

Indirect Immunofluorescence

SUBSTRATE	ANNA-1 (Hu)	ANNA-2 (Ri)	PCA-1 (Yo)	CRMP 5 (CV2)	Amphip hysin	Ma-2 (Ta)	GAD Abs	Other	Negative	Positive Screen Only	Negative Screen Only
Monkey Cerebellum	6	0	0	0	0	0	0	4	65	2	1
Euroimmun	0	0	0	0	0	0	0	2	30	0	0
Immco	0	0	0	0	0	0	0	0	6	0	0
Instrumentation Lab	0	0	0	0	0	0	0	0	2	0	0
Inova	6	0	0	0	0	0	0	2	27	2	1
Rat Cerebellum	0	0	0	0	0	0	0	0	4	0	0
In House	0	0	0	0	0	0	0	0	3	0	0
Other ...	0	0	0	0	0	0	0	0	1	0	0

Other ...

SUBSTRATE	ANNA-1 (Hu)	ANNA-2 (Ri)	PCA-1 (Yo)	CRMP 5 (CV2)	Amphip hysin	Ma-2 (Ta)	GAD Abs	Other	Negative	Positive Screen Only	Negative Screen Only
Other ...	0	0	0	0	0	0	0	0	6	0	0
Other ...	0	0	0	0	0	0	0	0	6	0	0

Immunohistochemistry

SUBSTRATE	ANNA-1 (Hu)	ANNA-2 (Ri)	PCA-1 (Yo)	CRMP 5 (CV2)	Amphip hysin	Ma-2 (Ta)	GAD Abs	Other	Negative	Positive Screen Only	Negative Screen Only
Rat Cerebellum	0	0	0	0	0	0	0	0	2	0	0
Other ...	0	0	0	0	0	0	0	0	1	0	0
Vector Laboratories	0	0	0	0	0	0	0	0	1	0	0

Your Secondary Results for Sample 176-1

Analyte	Positive	Negative	Method	Substrate	Manufacturer
Anna-1 (Hu)	False	True	Immunoblotting	N/A	RAVO Diagnostika
Anna-2 (Ri)	False	True	Immunoblotting	N/A	RAVO Diagnostika
PCA-1 (Yo)	False	True	Immunoblotting	N/A	RAVO Diagnostika
CRMP5 (CV2)	False	True	Immunoblotting	N/A	RAVO Diagnostika
AMPHIPHYSIN	False	True	Immunoblotting	N/A	RAVO Diagnostika
Ma-2 (Ta)	False	True	Immunoblotting	N/A	RAVO Diagnostika
GAD - Neurological	False	True	Immunoblotting	N/A	RAVO Diagnostika
Other	False	False			

Summary of Results for Sample 176-1 - SECONDARY TESTING

	ANNA-1 (Hu)	ANNA-2 (Ri)	PCA-1 (Yo)	CRMP 5 (CV2)	Amphip hysin	Ma-2 (Ta)	GAD Abs	Other	Negative
Immunoblotting	1	0	0	0	0	0	0	6	103
Manufacturer									
Euroimmun	0	0	0	0	0	0	0	6	73
In House	0	0	0	0	0	0	0	0	1
RAVO Diagnostika	1	0	0	0	0	0	0	0	28
Euroimmun Euroline 12 Ag	0	0	0	0	0	0	0	0	1

Summary Page for Sample 176-2

Analyte	Positive	Negative	Referred
PARANEOPLASTIC ANTIBODIES	124	0	5
Total Responses			129
Correct Response			96 %

Antibody Identification	Returns	
PCA-1 (Yo)	124	
Total Responses		124
Correct Response		100 %

Primary Testing		Returns
Analyte		
PCA-1 (Yo)		90
Screen Only		3
Total Responses		93

Secondary Testing		Returns
Analyte		
PCA-1 (Yo)		113
Total Responses		113

Your Results for Sample 176-2

Analyte	Positive	Negative	Referred
PARANEOPLASTIC ANTIBODIES	True	False	False
ANTIBODY IDENTIFICATION	PCA-1 (Yo)		

Your Primary Results for Sample 176-2

Analyte	Positive	Negative	Method	Substrate	Manufacturer	Dilution
Anna-1 (Hu)	False	False	Indirect Immunofluorescence	Monkey Cerebellum	A. Menarini - Zenit EIA	
Anna-2 (Ri)	False	False	Indirect Immunofluorescence	Monkey Cerebellum	A. Menarini - Zenit EIA	
PCA-1 (Yo)	False	False	Indirect Immunofluorescence	Monkey Cerebellum	A. Menarini - Zenit EIA	
CRMP5 (CV2)	False	False	Indirect Immunofluorescence	Monkey Cerebellum	A. Menarini - Zenit EIA	
AMPHIPHYSIN	False	False	Indirect Immunofluorescence	Monkey Cerebellum	A. Menarini - Zenit EIA	
Ma-2 (Ta)	False	False	Indirect Immunofluorescence	Monkey Cerebellum	A. Menarini - Zenit EIA	
GAD - Neurological	False	False	Indirect Immunofluorescence	Monkey Cerebellum	A. Menarini - Zenit EIA	
Other	False	False				
Screen Only	False	False				

Summary of Results for Sample 176-2 - PRIMARY TESTING

Indirect Immunofluorescence

	ANNA-1 (Hu)	ANNA-2 (Ri)	PCA-1 (Yo)	CRMP 5 (CV2)	Amphip hysin	Ma-2 (Ta)	GAD Abs	Other	Negative	Positive Screen Only	Negative Screen Only
Monkey Cerebellum	0	0	77	0	0	0	0	0	0	3	0
A. Menarini - Zenit EIA	0	0	1	0	0	0	0	0	0	0	0
Euroimmun	0	0	32	0	0	0	0	0	0	0	0
Immco	0	0	6	0	0	0	0	0	0	0	0
Instrumentation Lab	0	0	2	0	0	0	0	0	0	0	0
Inova	0	0	36	0	0	0	0	0	0	3	0
Rat Cerebellum	0	0	4	0	0	0	0	0	0	0	0
In House	0	0	3	0	0	0	0	0	0	0	0
Other ...	0	0	1	0	0	0	0	0	0	0	0

Other ...

	ANNA-1 (Hu)	ANNA-2 (Ri)	PCA-1 (Yo)	CRMP 5 (CV2)	Amphip hysin	Ma-2 (Ta)	GAD Abs	Other	Negative	Positive Screen Only	Negative Screen Only
Other ...	0	0	5	0	0	0	0	0	1	0	0
Other ...	0	0	5	0	0	0	0	0	1	0	0

Immunohistochemistry

	ANNA-1 (Hu)	ANNA-2 (Ri)	PCA-1 (Yo)	CRMP 5 (CV2)	Amphip hysin	Ma-2 (Ta)	GAD Abs	Other	Negative	Positive Screen Only	Negative Screen Only
Rat Cerebellum	0	0	2	0	0	0	0	0	0	0	0
Other ...	0	0	1	0	0	0	0	0	0	0	0
Vector Laboratories	0	0	1	0	0	0	0	0	0	0	0

Your Secondary Results for Sample 176-2

Analyte	Positive	Negative	Method	Substrate	Manufacturer
Anna-1 (Hu)	False	True	Immunoblotting	N/A	RAVO Diagnostika
Anna-2 (Ri)	False	True	Immunoblotting	N/A	RAVO Diagnostika
PCA-1 (Yo)	True	False	Immunoblotting	N/A	RAVO Diagnostika
CRMP5 (CV2)	False	True	Immunoblotting	N/A	RAVO Diagnostika
AMPHIPHYSIN	False	True	Immunoblotting	N/A	RAVO Diagnostika
Ma-2 (Ta)	False	True	Immunoblotting	N/A	RAVO Diagnostika
GAD - Neurological	False	True	Immunoblotting	N/A	RAVO Diagnostika
Other	False	False			

Summary of Results for Sample 176-2 - SECONDARY TESTING

	ANNA-1 (Hu)	ANNA-2 (Ri)	PCA-1 (Yo)	CRMP 5 (CV2)	Amphip hysin	Ma-2 (Ta)	GAD Abs	Other	Negative
Immunoblotting	0	0	113	0	0	0	0	0	0
Manufacturer									
Euroimmun	0	0	82	0	0	0	0	0	0
In House	0	0	1	0	0	0	0	0	0
RAVO Diagnostika	0	0	29	0	0	0	0	0	0
Euroimmun Euroline 12 Ag	0	0	1	0	0	0	0	0	0